



The Axent RXD downlight is the first truly viable LED alternative to traditional compact fluorescent downlights, providing a valuable energy saving lighting solution. The RXD1 downlight can deliver energy savings of 56% when specified in place of a 2x26W compact fluorescent and over 61% when replacing 1x32W or 2x18W CFL downlights with the RXD2 . Moreover, the RXD achieves these savings without compromising on light levels or quality of light.

At the heart of the RXD is an innovative multi-die LED light source. Unlike conventional high-output LEDs, this technology incorporates multiple LEDs in a single package, giving increased light output in a smaller space and a wider spread of light. Effective thermal management is crucial for ensuring the long life of any LED-based luminaire, and the RXD uses proven pure water heat-pipe cooling technology to transfer heat away from the back of the LED source. This technique, coupled with a high-quality driver to minimise fluctuations in current levels, enables the RXD to achieve a maintenance-free life of 50,000 hours.

Providing a choice of 2900K warm white or 5000K cool white illumination, the RXD downlight is available in round or square versions and can be specified as trimless or with a choice of white, silver or chrome bezels. It is a compact and lightweight fitting, with a body height of only 86mm, which enables it to be used in restricted ceiling voids.

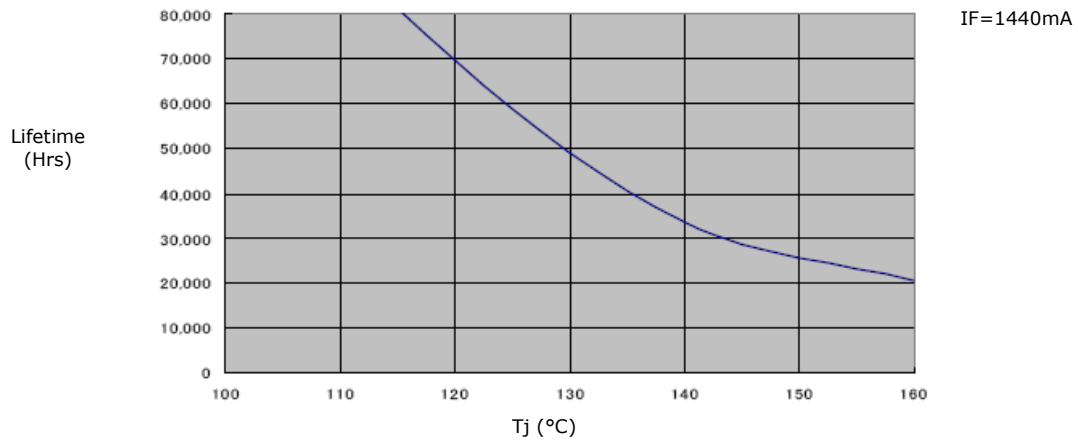
Specification: RXD1, 25W, fixed output

	Warm White	Cool White
LED Chip lumens	1490 lm	1597 lm
LOR	96.0%	96.0%
Total Circuit Watts	25W	25W
Lumens per Circuit Watt	57 lm/cw	61 lm/cw
Power Factor	0.95	
Current	1.44A	
Input Voltage	190-260V, 50-60Hz	
Output Voltage	24V	
Driver tc rating	75°C max	
Driver ta rating	-10°C...+45°C	
Harmonic distortion	Complies with EN61000-3-2:2000	

Specification: RXD2, 15W, fixed output & 1-10v dimming

	Warm White	Cool White
LED Chip lumens	989 lm	1066 lm
LOR	96.0%	96.0%
Total Circuit Watts	15W	15W
Lumens per Circuit Watt	63 lm/cw	68 lm/cw
Power Factor	0.9	
Current	700mA	
Input Voltage	220-240V, 50-60Hz	
Output Voltage	24V	
Driver tc rating	75°C max	
Driver ta rating	-20°C...+50°C	
Harmonic distortion	Complies with EN61000-3-2:2000	

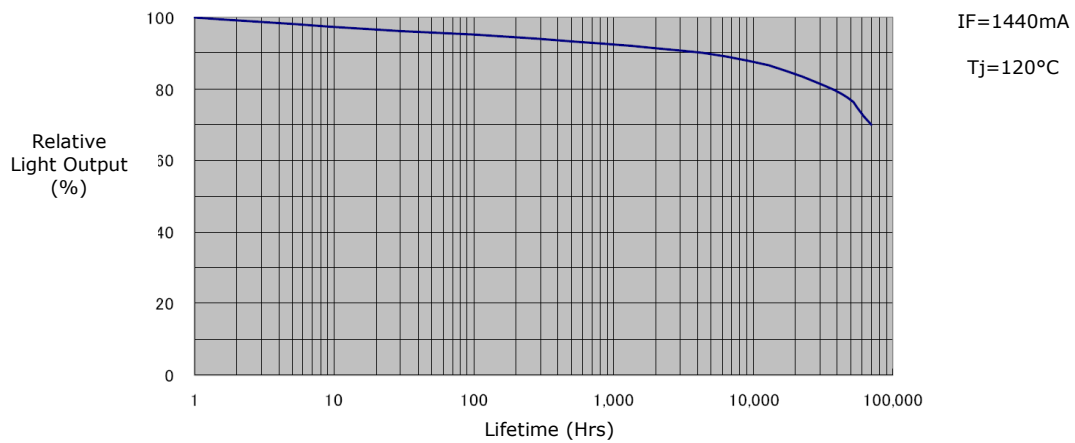
Lifetime vs. Junction Temperature



Notes

1. Failure criterion: lumen maintenance 70% or less
2. Above lifetime prediction is subject to change since the life test is on going.
3. Projections show an average of 70% lumen maintenance after 50,000 hours, provided the LED junction temperature is maintained at or below 120°C.

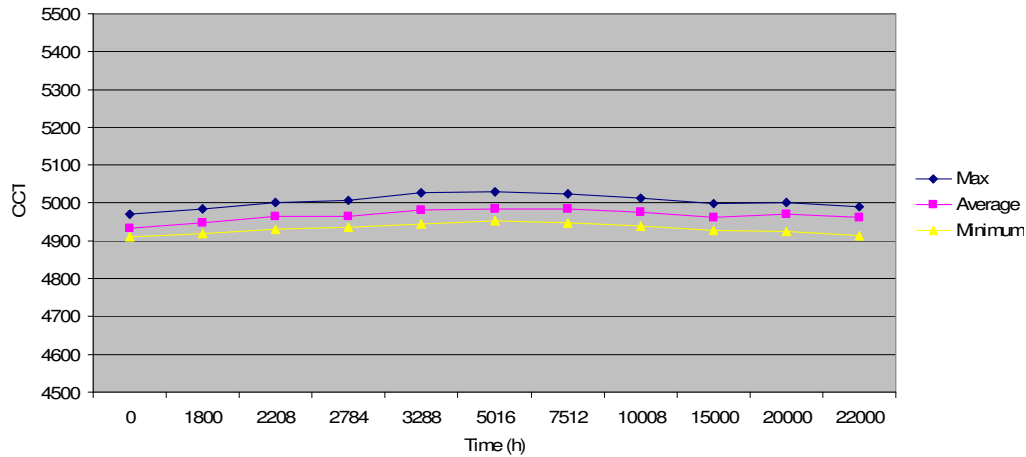
Lifetime vs. Light Output



Notes

1. Above lifetime prediction is subject to change since the life test is on going.

Lifetime vs CCT



Notes

1. Test conditions: Ta 45 deg, IF 350mA, Tj 120°
2. 5-off 5000K rated LED chips tested

Lumen Output vs Ambient Temperature

Ambient Temperature	Cooling Fin Temperature	LED Chip lumens	
		Warm White	Cool White
RXD1, 25W, fixed output			
25°C	53.7°C	1490 lm	1597 lm
30°C	58.6°C	1460 lm	1565 lm
35°C	63.5°C	1409 lm	1511 lm
40°C	68.3°C	1362 lm	1460 lm

Fire Hoods

Some applications may require the use of Fire Hoods to maintain the fire rating of the ceiling. The use of hoods effect the performance of the RXD as follows, tested at an ambient temperature of 25°C.

	Cooling Fin Temperature	LED Chip Output
RXD1, 25W, fixed output		
Free Air	53.7°C	100%
Fire Hood - 350mm x 350mm x 230mm	58.4°C	97%
Fire Hood - 260mm x 260mm x 120mm	60.6°C	92%